

# Standard connectors

For solenoid DIN A

## ST03DINA

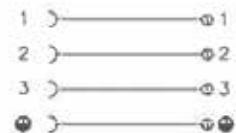
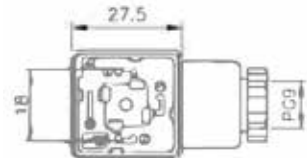
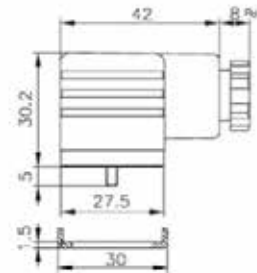
### DESCRIPTION

Standard:	EN175301-803
Construction type:	A
Description:	P18 connector with screw terminals NBR profile gasket (PE) earth position H12
Housing colour:	Black
Number of contacts:	3 + PE
Cable gland:	PG9
Max. conductor size:	1,5mm without splice/terminal



### TECHNICAL DATA

Pin dimension:	6,3 x 0,8mm; 4,8 x 0,8mm
Voltage:	250 V AC/DC max.
Rated current max.:	10 A
Contact resistance:	15. max.
Overvoltage category:	III
Type of termination:	central screw M3x32,5
Contact screw torque:	max. 0,5 N/m
Suitable cables:	5mm to 7mm diameter
Mounting:	central screw M3 x 32,5



### MATERIAL

Contact:	CuSn silver plated
Contact holder:	PA6 GF
Housing:	PA6 GF

### ENVIRONMENTAL CONDITIONS

Protection class:	IP 65 when correctly assembled
Pollution severity:	3
Temperature range:	-40°C to +100°C

### INFLAMMABILITY CLASS

Contact holder:	HB - UL 94
Housing:	HB - UL 94